

**JMGCB**

ISSN:3032-1085

<https://doi.org/10.61796/jmgcb.v1i7.739>**PROTECTING GROUPS FOR ORGANIC SYNTHESIS****Asmaa Najeeb Ahmad Saleh**University of Tikrit College of Science Department of Chemistry  
asmaa.najeeb.aa@gmail.com**Khadija Nasser Mohammed Noori**University of Baghdad College of Science Department of Chemistry  
khadija12345nasser@gmail.com**Saja Huusin Ali Sulamin**University of Anbar College of Science Department of Chemistry  
sajahusain971@gmail.com**Ghufran Kadhum Abed Hasan**University of Kerbala, college of Science, Department of Chemistry  
ghufranmohammed4000@gmail.com**Qahtan Adnan Jassim Mohammad**Samarra University, College applied Sciences Department Applied  
chemistry  
qahtan98adnan@gmail.com

---

*Received: May 22, 2024; Accepted: Jun 10, 2024; Published: Jul 13, 2024;*

---

**Abstract:** A protecting group (English protecting group - therefore often referred to as common abbreviation in formula schemes PG) is in chemistry a substituent which, during a more complicated, multi-step chemical synthesis in a molecule is introduced to a specific functional group to protect temporarily and so an undesirable reaction to prevent this group. After the desired reaction has been carried out elsewhere on the molecule, the protective group is split off again. For many functional groups several possible protective groups are known which differ in their stability and the conditions for their cleavage. In the synthesis of special classes of compounds with repeating functional groups - usually biomolecules such as peptides, oligosaccharides or nucleotides - standard sets of protective groups have become established. Protecting groups have become an important tool in the synthesis of complex compounds today. The requirements for a protection group are quite high. This includes that it can be introduced specifically to a functional group with very good yield and that it must also be able to be split off yield and that it must also be able to be split off again under mild conditions. It should be possible to standardize the reaction conditions for both steps. In addition, the protective group must be stable under as many reaction conditions as possible. If possible, the resulting reaction products should be easily separable, and optimally the protective group reagent is also inexpensive. The broader the experience with a protective group, the better the predictability of the reactivity of the protective group.

---

**Keywords:** -

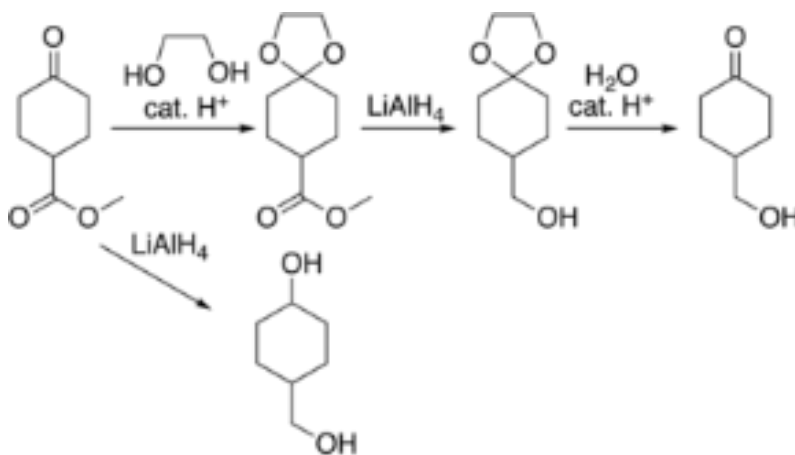


This is an open-access article under the [CC-BY 4.0](https://creativecommons.org/licenses/by/4.0/) license

## Annotation

### What is the protecting group

A protecting group or protective group is introduced into a molecule by chemical modification of a functional group to obtain chemoselectivity in a subsequent chemical reaction. It plays an important role in multistep organic synthesis.

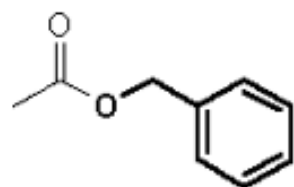


Acetal protection of a ketone with ethylene glycol during reduction of an ester, vs. reduction to a diol when unprotected.

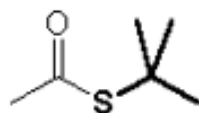
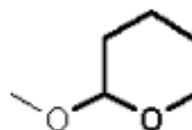
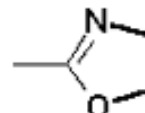
In many preparations of delicate organic compounds, some specific parts of their molecules cannot survive the required reagents or chemical environments. Then, these parts, or groups, must be protected. For example, lithium aluminium hydride is a highly reactive but useful reagent capable of reducing esters to alcohols. It will always react with carbonyl groups, and this cannot be discouraged by any means. When a reduction of an ester is required in the presence of a carbonyl, the attack of the hydride on the carbonyl has to be prevented. For example, the carbonyl is converted into an acetal, which does not react with hydrides. The acetal is then called a protecting group for the carbonyl. After the step involving the hydride is complete, the acetal is removed (by reacting it with an aqueous acid), giving back the original carbonyl. This step is called deprotection

### Use of the Protecting groups in the industrial scales

Protecting groups are more commonly used in small-scale laboratory work and initial development than in industrial production processes because their use adds additional steps and material costs to the process. However, the availability of a cheap chiral building block can overcome these additional costs (e.g. shikimic acid for oseltamivir).



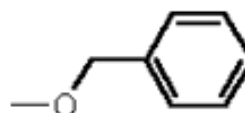
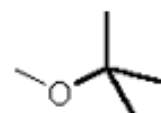
Hydroxyl

>> **Stability**Methoxymethyl ether (MOM-OR) ~~Tetrahydropyranyl ether (THP-OR)~~

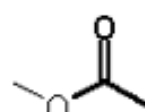
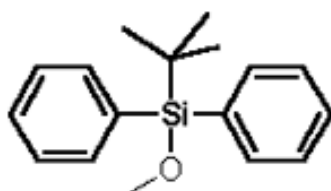
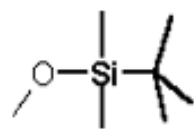
t-Butyl ether

Allyl ether

Benzyl ether (Bn-OR)

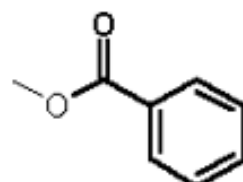
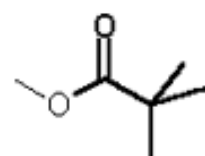
~~t-Butyldimethylsilyl ether (TBDMS-OR)~~~~t-Butyldiphenylsilyl ether (TBDPS-OR)~~

Acetic acid ester



Pivalic acid ester

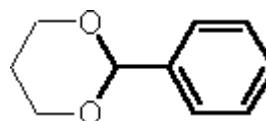
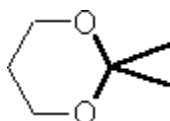
Benzoic acid ester



1,2-; 1,3-Diols

Acetonide

Benzylidene acetal

>> **Stability**

protecting by decree sing raqfinty

A protective group (also referred to as "protecting group") is a reversibly formed derivative of an existing functional group in a molecule. The protective group is temporarily attached to decrease reactivity so that the protected functional group does not react under synthetic conditions to which the molecule is subjected in one or more subsequent steps. As an example, whereas amines are nucleophiles and react with electrophiles, the amino group is no longer nucleophilic after being converted to a carbamate. Protecting an amine as a carbamate therefore enables other functional groups to undergo selective reactions with electrophiles whereby the carbamate (protected amino group) is left intact. However, two additional synthetic steps are needed to achieve this protection: the step to form the protected intermediate and a deprotection once the additional selective synthetic steps have been completed. In addition, the nature of the protective group must be chosen carefully to ensure adequate stability throughout all the intermediary synthesis steps. Moreover, the conditions for the protection and deprotection steps and the nature of the protective group itself mustn't interfere with other functional groups present in the molecule.

If more than one functional group of the same type is present in a molecule, subtle differences in reactivity - for example caused by steric effects - can help to achieve the selective protection of just one functional group while another such functional group remains unprotected. Alternatively, a second such functional group could be

protected with a different protecting group that has a different reactivity profile. Another opportunity is to build a larger molecule from subunits in which similar or identical functional groups have been differently protected beforehand. For example, a Boc-protected amino group can be deprotected in acidic media, whereas a Fmoc-protected amino group can be deprotected under basic conditions. The presence of both protective groups in the same molecule therefore enables selective deprotection of one protected amino group for a further reaction while the second protected amino group remains untouched. This is referred to as an orthogonal protecting group strategy.

Not only is selectivity important, but the yields for the protection and deprotection steps must be high to avoid making the reaction sequence inefficient. As a result, chemists in recent years prefer to design synthesis pathways that employ steps conducted under more selective reaction conditions, engineered to affect and convert only the specific desired functional group rather than harsher, less selective conditions that require protection for differentiation. Another tactic is to employ reaction conditions under which the functional group "protects itself" temporarily, for example as an anion under basic conditions or a cation under acidic conditions. These minimalist approaches can be summarized in the statements that, "the best protective group is no protective group", and "the best protective group is the one that isn't required". The demands of designing environmentally friendly ("green") synthesis pathways, or simply more efficient synthesis pathways with fewer steps and higher overall yields, have resulted in a number of reports of synthetic sequences to produce natural compounds or other synthesis targets that are fully protective group-free.

### **Protection of protecting groups for organic synthesis in which to produced**


1. Hydroxyl groups
2. Ketones and aldehydes
3. Amines

## 4. Carboxylic Acids

## 5. Alkynes

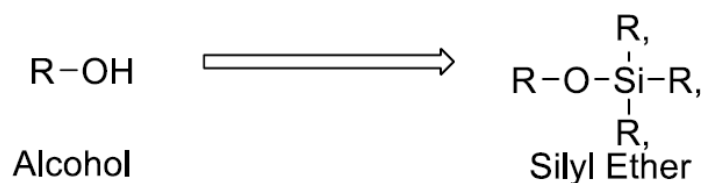
**1. Protecting Groups for Alcohols**

The common protecting groups for alcohols are ether-protecting groups. Ethers are among the least reactive of the organic functional groups

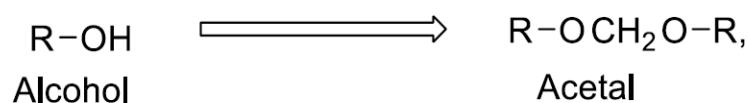


The ether protecting groups of alcohols can be grouped in the following categories:

## 1. Silyl ether protecting groups

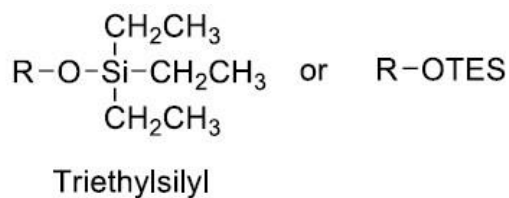
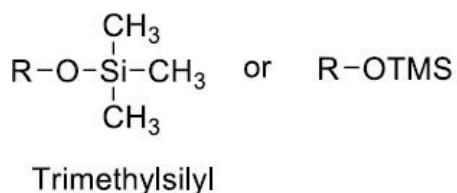


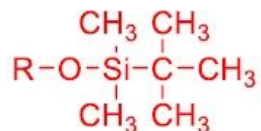
## 2. Acetal protecting groups



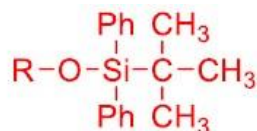
These protections replace the acidic proton on an alcohol with an unreactive ether moiety.

Common Silicon-Based Protecting Groups for Alcohols





Tert-Butyldimethylsilyl (TBDMS)



Tert-Butyldiphenylsilyl (TBDPS)

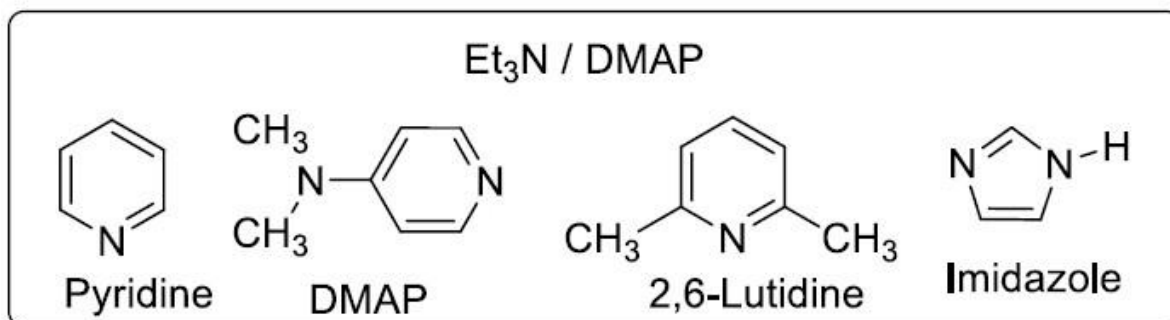
Formation

Silicon-Based Protecting Groups for Alcohols

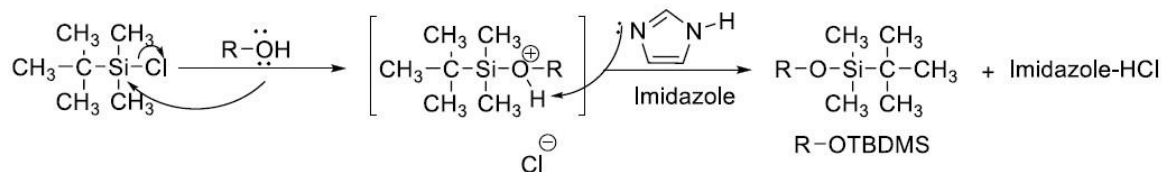
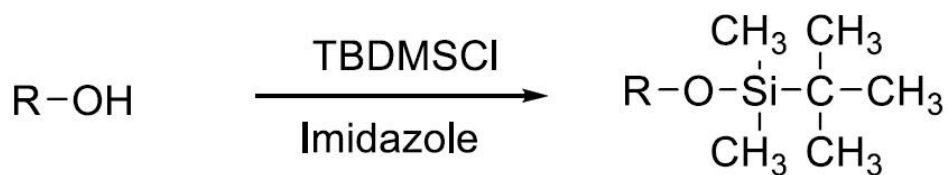


X = Cl or OTf

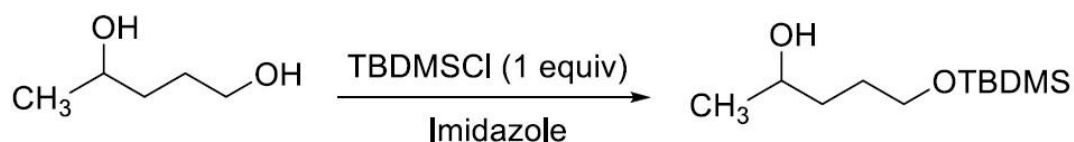
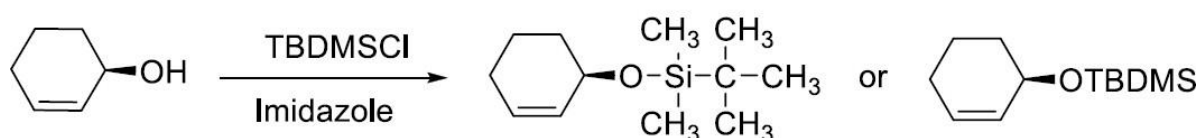
Bases



Tert-Butyldimethylsilyl ethers (TBDMS)

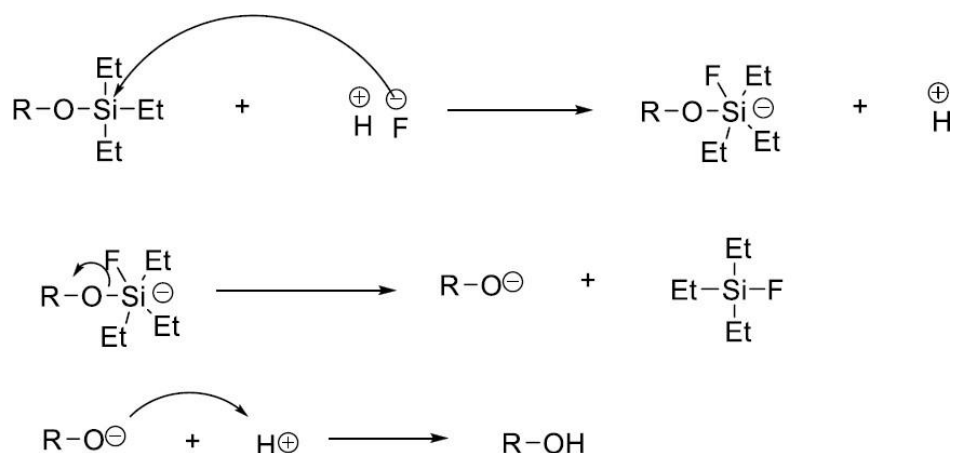


### Example



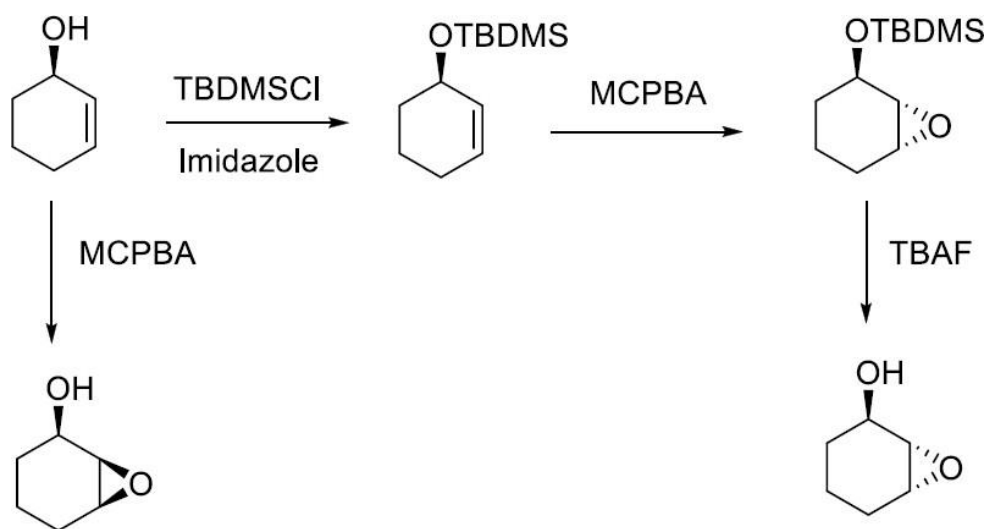
### (Silyl Protecting Groups) Cleavage

#### Deprotection of Silicon-Based Protecting Groups



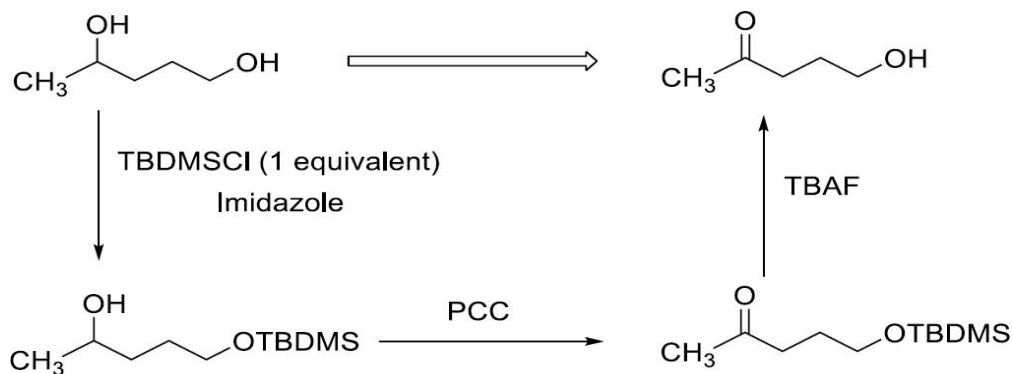
### Synthetic Applications of Silyl Protecting Groups

The bulkiness of TBDMS and TBDPS ether protecting groups can be used to advantage to suppress hydrogen-bonding to the oxygen restricting any incoming reagents to approach from the least hindered side of the molecule.

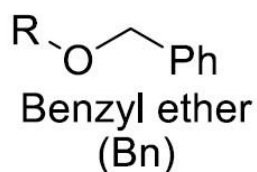


### Synthetic Applications of Silyl Protecting Groups

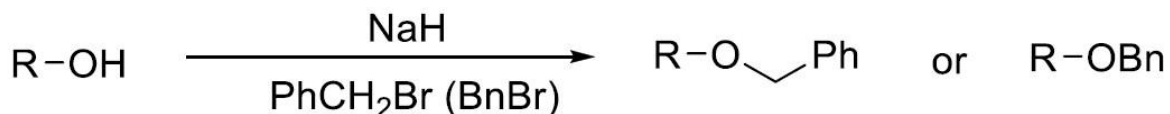
The bulkiness of TBDMS and TBDPS ether protecting groups can also be exploited in incorporating the protecting group on less sterically encumbered primary hydroxyl groups selectively using submolar amounts of the silyl chloride.



Rarely are alkyl ethers used as protecting groups for alcohols, but benzyl ethers are special.

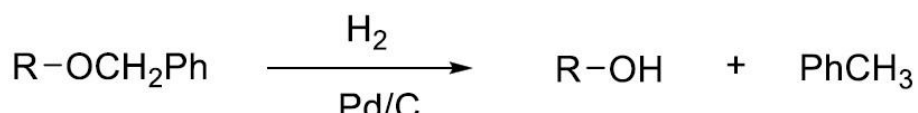


Formation

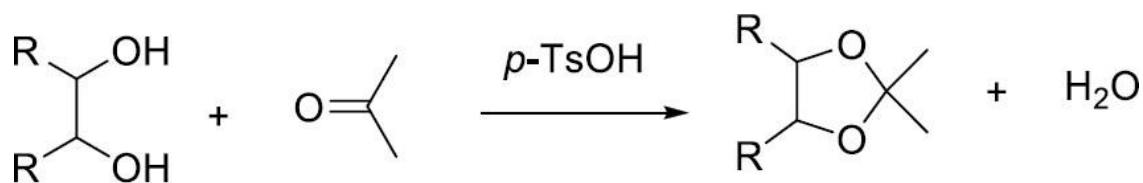


Cleavage

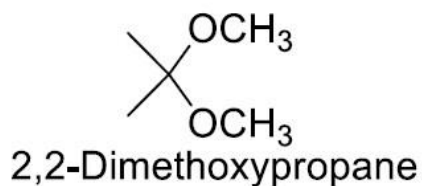
Hydrogenolysis is selectively used to cleave benzyl ether protecting groups



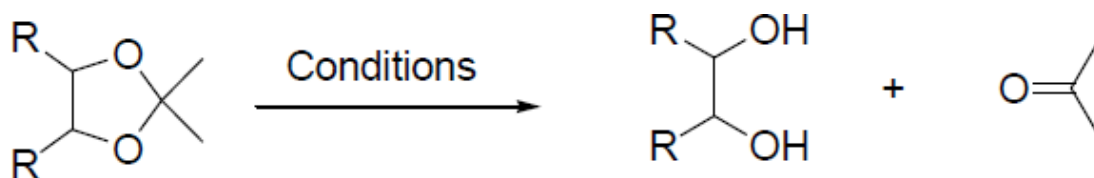
Acetonide Protecting Groups for 1,2-Diols Formation



Other sources of the protecting group:



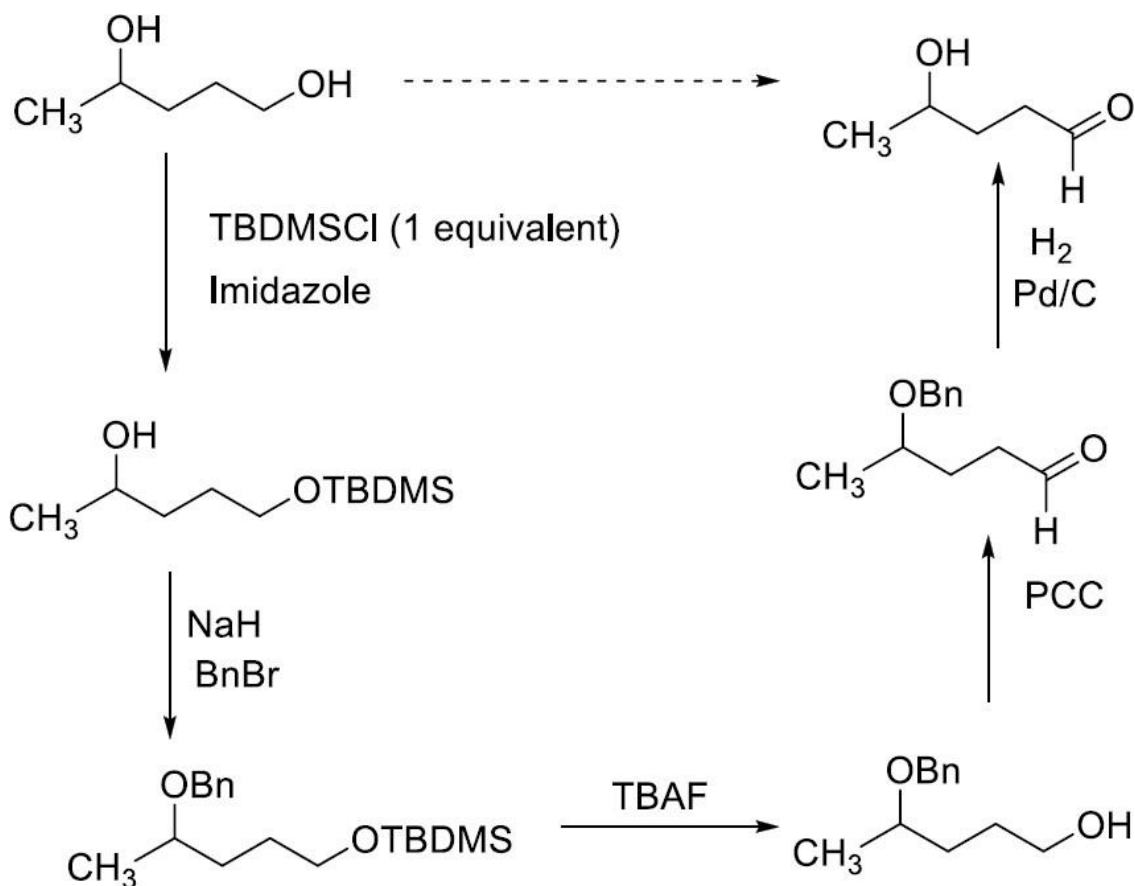
Cleavage

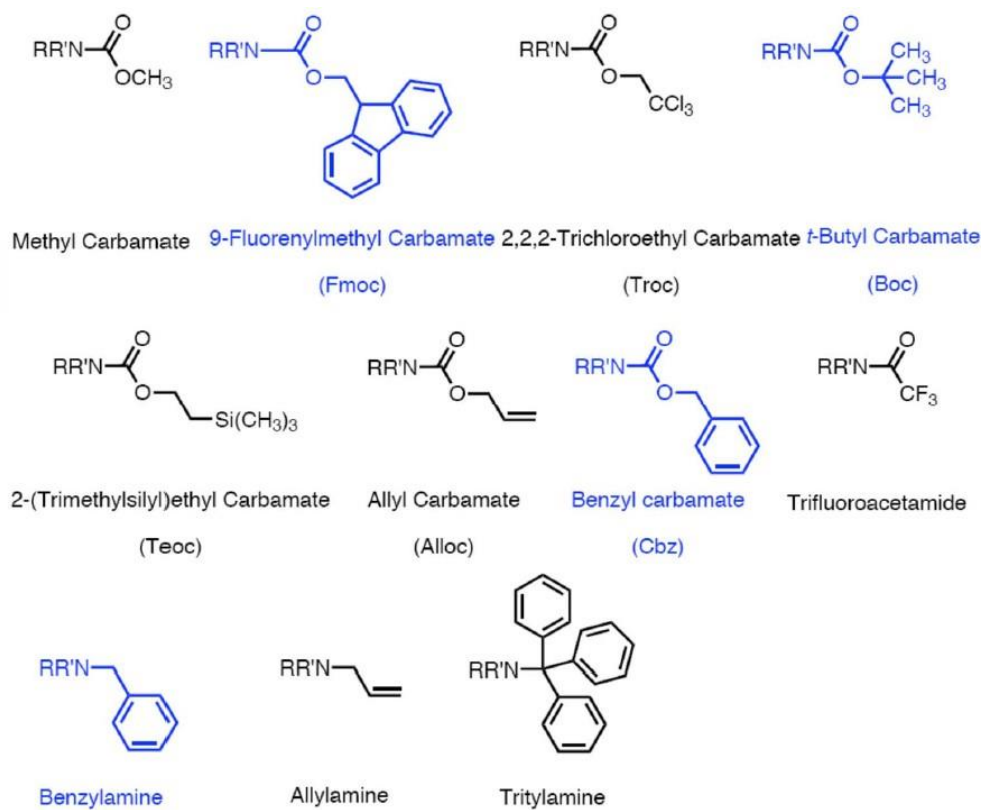


(a) Acid catalysed hydrolysis  
 $\text{H}^+$ ,  $\text{H}_2\text{O}$

(b)  $\text{AcOH} / \text{H}_2\text{O}$

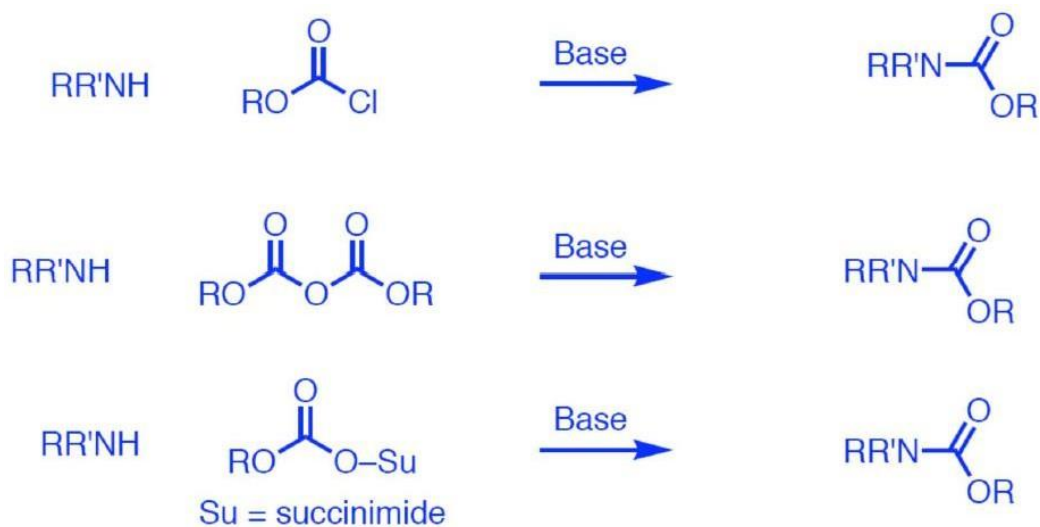
#### Synthetic Applications of Ether Protecting Groups





## 2. Amine Protecting Groups

General preparation

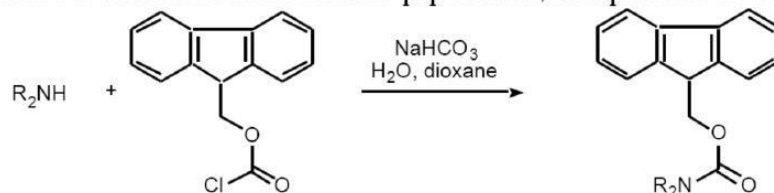


## Carbamates

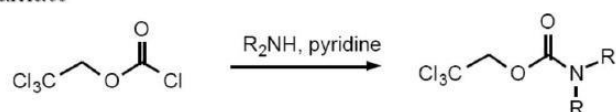
## 9-Fluorenylmethyl Carbamate (Fmoc)

Acc. Chem. Res. **1987**, 20, 401

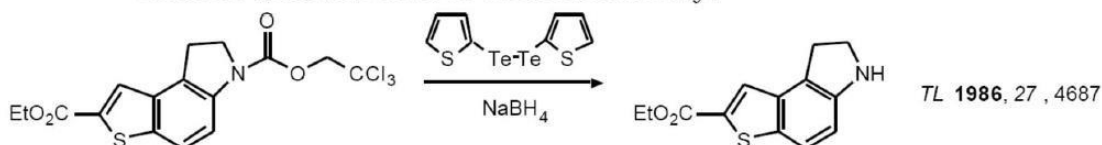
- Cleaved with mild base such as piperidine, morpholine or dicyclohexylamine



## 2,2,2-Trichloroethyl Carbamate

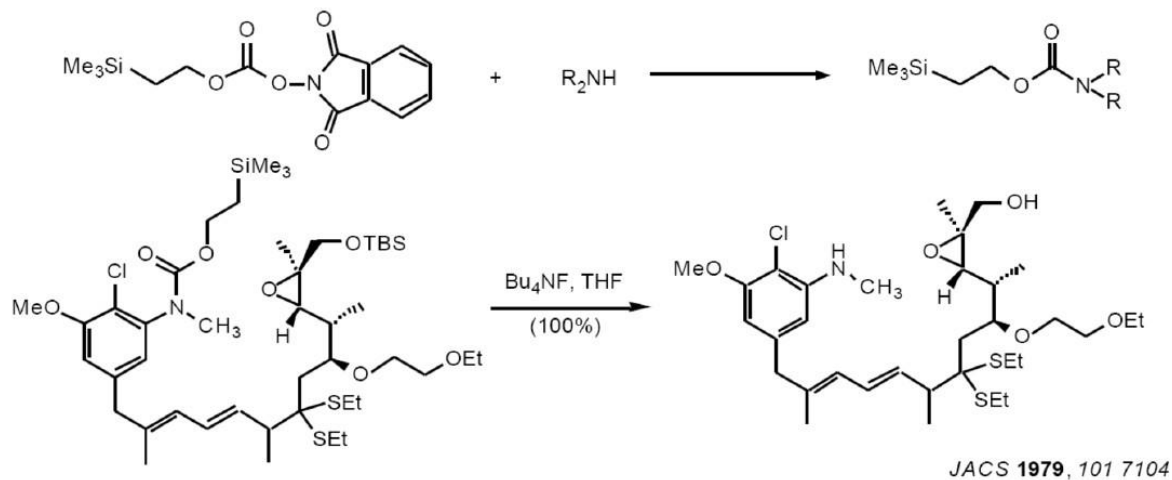


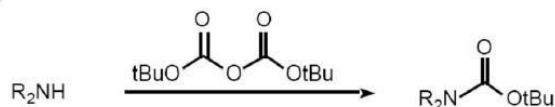
- Cleaved with zinc dust or electrochemically.



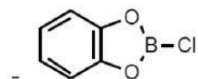
## 2-Trimethylsilylethyl Carbamate (Teoc)

- cleaved with fluoride ion.



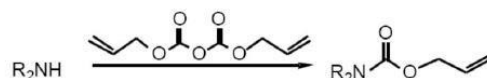
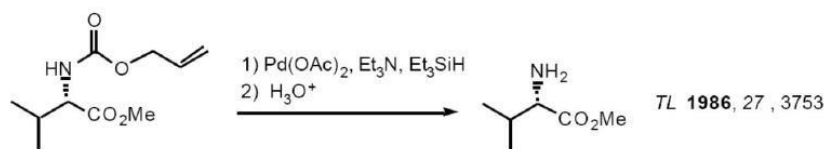
*t*-Butyl Carbamate (BOC)Cleavage: - with strong protic acid (3M HCl, CF<sub>3</sub>COOH)

- TMS-I

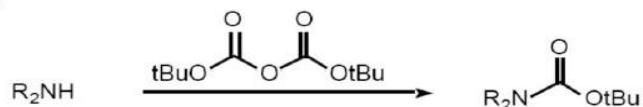


TL 1985, 26, 1411

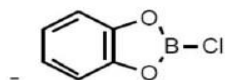
Allyl Carbamate (Alloc)

- removed with Pd(0) and a reducing agent (Bu<sub>3</sub>SnH, Et<sub>3</sub>SiH, HCO<sub>2</sub>H)

TL 1986, 27, 3753

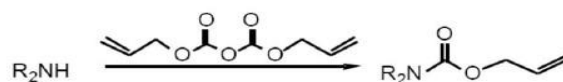
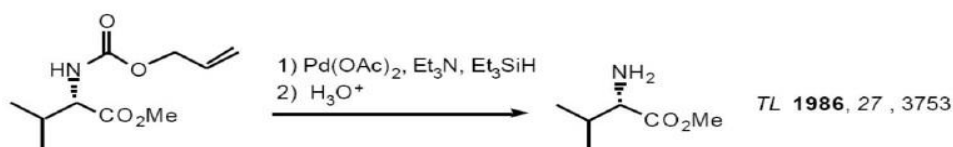
*t*-Butyl Carbamate (BOC)Cleavage: - with strong protic acid (3M HCl, CF<sub>3</sub>COOH)

- TMS-I



TL 1985, 26, 1411

Allyl Carbamate (Alloc)

- removed with Pd(0) and a reducing agent (Bu<sub>3</sub>SnH, Et<sub>3</sub>SiH, HCO<sub>2</sub>H)

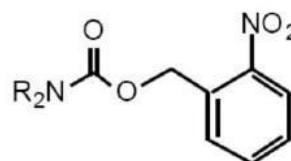
TL 1986, 27, 3753

## Benzyl Carbamate (Cbz)



- Cleavage:
- Hydrogenolysis
  - PdCl<sub>2</sub>, Et<sub>3</sub>SiH
  - TMS-I
  - BBr<sub>3</sub>
  - hν (254 nm)
  - Na/ NH<sub>3</sub>

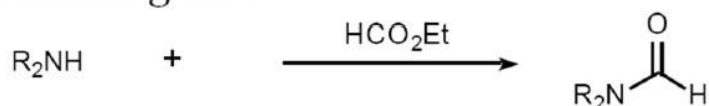
*m*-Nitrophenyl Carbamate  
JOC **1974**, 39, 192



- removed by photolysis

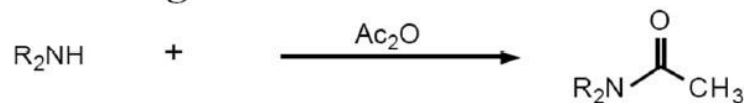
## Formamides

- removed with strong acid



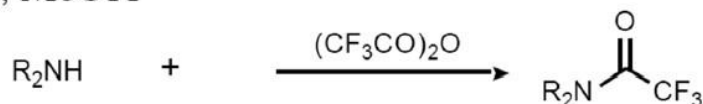
## Acetamides

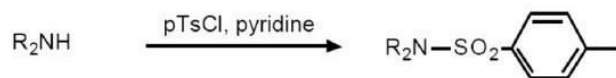
- removed with strong acid



## Trifluoroacetamides

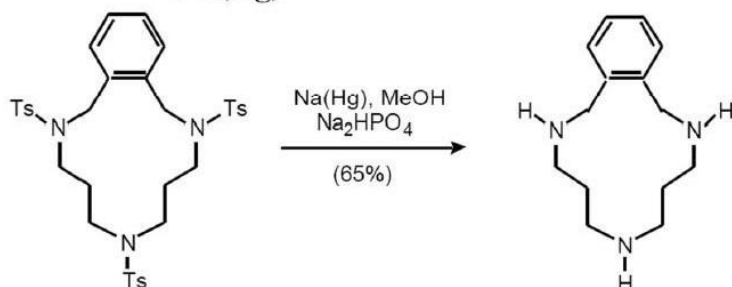
- Cleavage:
- base (K<sub>2</sub>CO<sub>3</sub>, MeOH, reflux)
  - NH<sub>3</sub>, MeOH



*p*-Toluenesulfonyl (Ts)

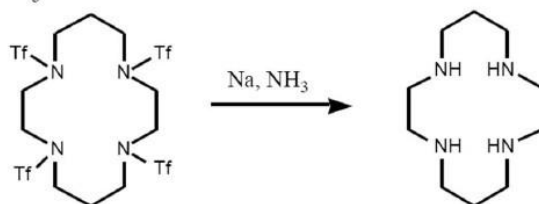
Cleavage:

- Strong acid
- sodium Naphthalide
- Na(Hg)



JOC 1989, 54, 2992

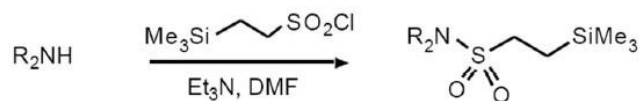
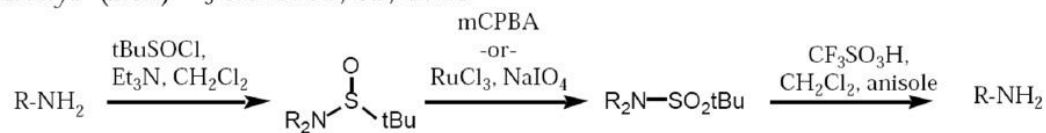
Trifluoromethanesulfonyl



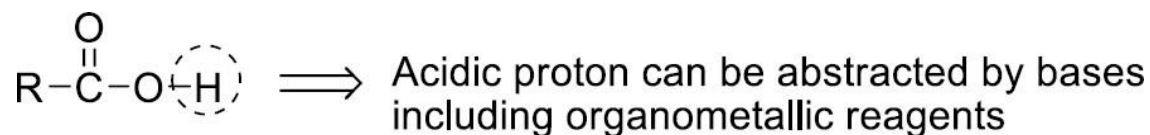
JOC 1992, 33, 5505

Trimethylsilylethanesulfonamide (SES)

TL 1986, 54, 2990; JOC 1988, 53, 4143  
 - removed with CsF, DMF, 95°C

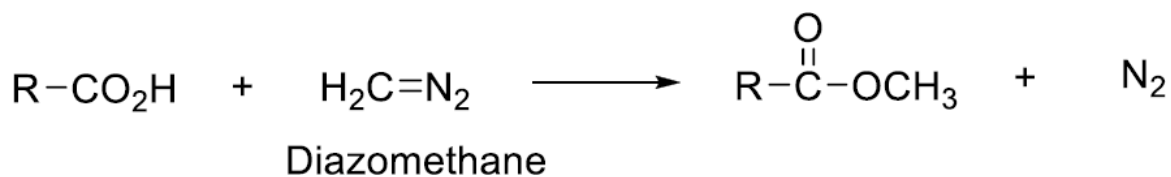
*tert*-Butylsulfonyl (Bus) JOC 1997, 62, 8604

### 3. Protecting Groups for Carboxylic Acids

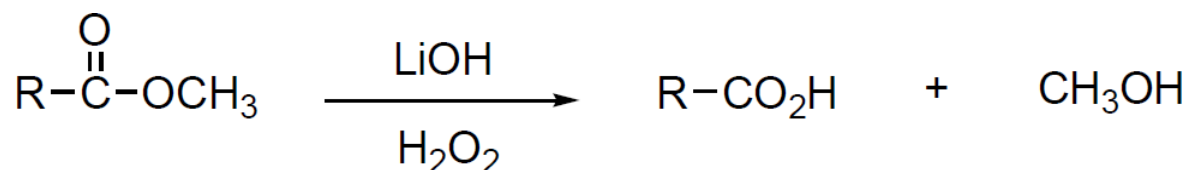


The common ester protecting groups for carboxylic acids are methyl, ethyl and benzyl esters.

Methyl Esters Formation



Cleavage

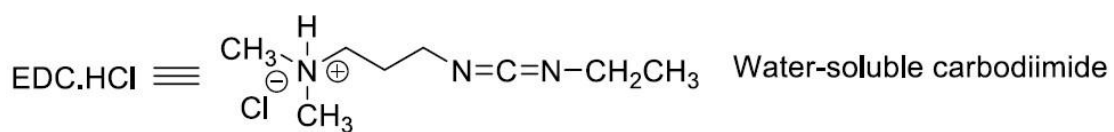
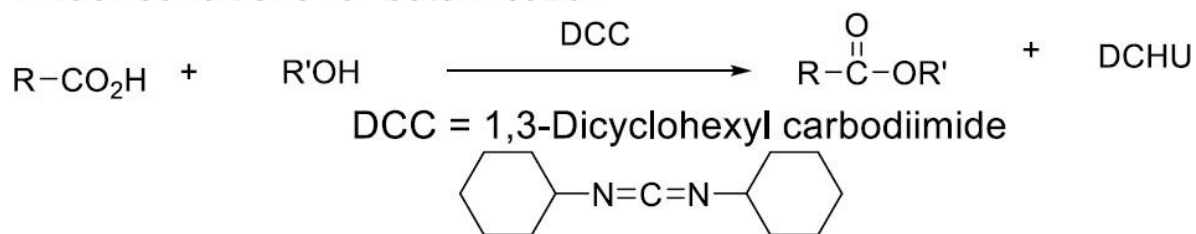


Ethyl and benzyl esters are prepared based on the following rationale:



Best approach:

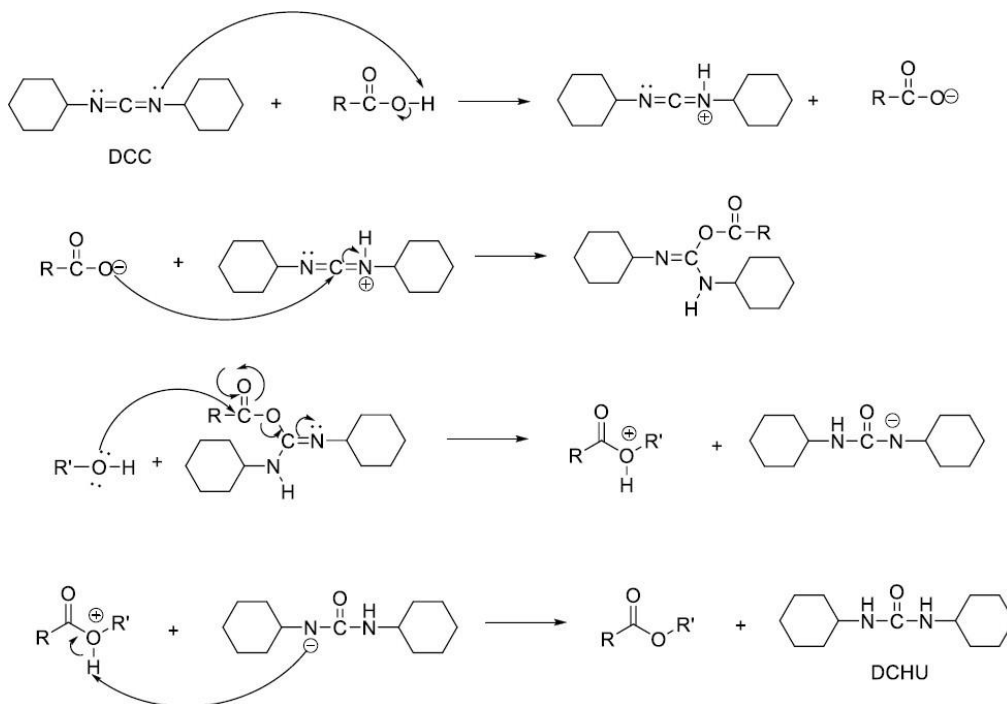
### Milder conditions for esterification



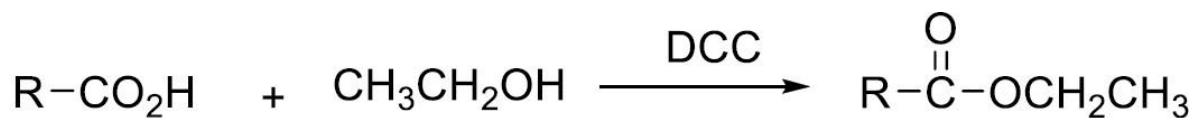
EDC = 1-[3-(Dimethylamino)propyl]-3-ethyl carbodiimide hydrochloride

EDC.HCl is more expensive, but the urea by-product derived from it is water soluble and simplifies the purification process

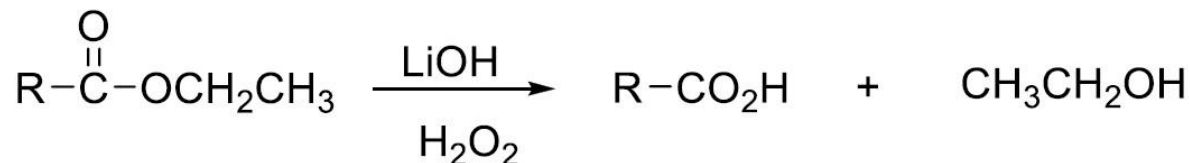
### Mechanism of DCC coupling



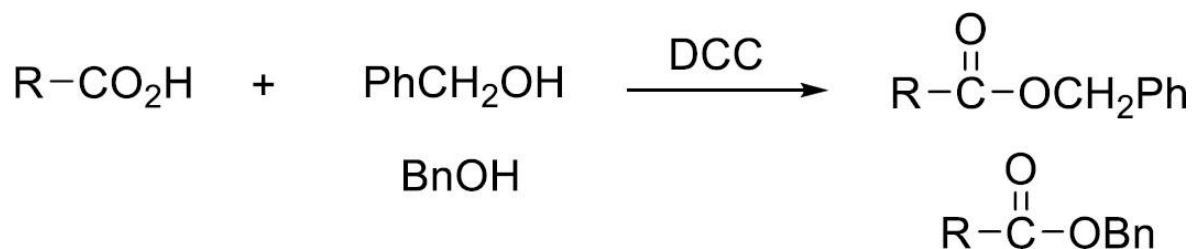
## Ethyl Esters Formation



## Cleavage

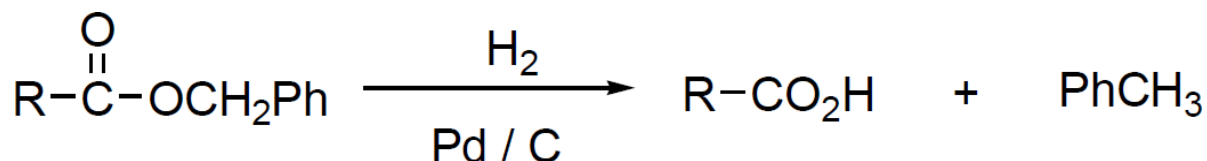


## Benzyl Esters Formation

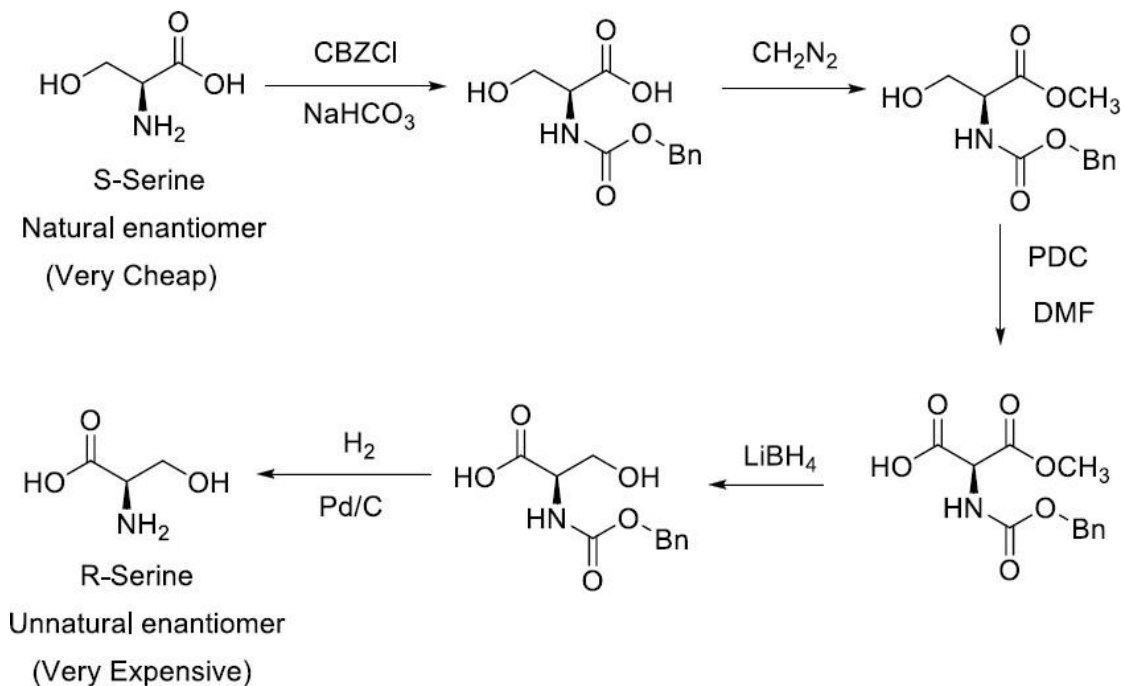


## Cleavage

By hydrogenolysis: A very mild method for most functional groups except with alkenes, alkynes and nitriles.



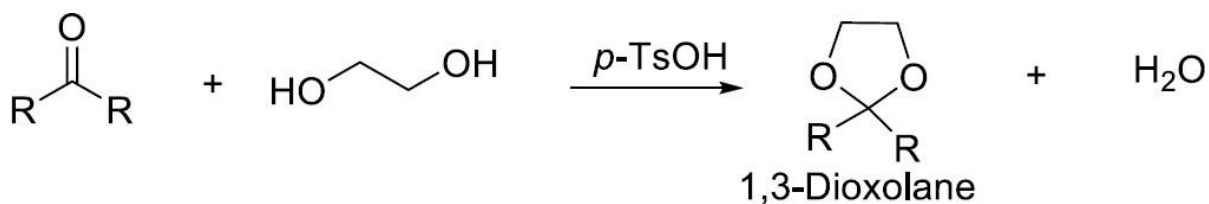
## Perspectives in the Synthetic Applications of the Ester Protecting Groups



Note that  $\text{LiBH}_4$  can reduce the more reactive ester functional group leaving the less reactive carboxylic acid and carbamate groups unaffected.

**Protecting Groups for Aldehydes & Ketones**

## Acetal Protecting Group Formation



## Cleavage

Acid catalysed hydrolysis (dilute  $\text{HCl}$  or  $\text{AcOH} / \text{H}_2\text{O}$  or  $\text{TFA} / \text{H}_2\text{O}$  or  $p\text{-TsOH}$  in acetone) can be used.

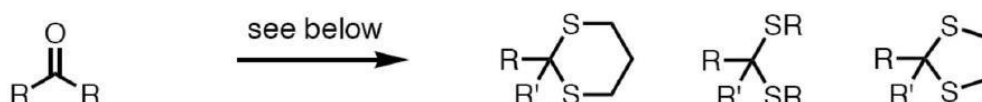




Cleavage of 1,3-dioxanes and 1,3-dioxolanes:

1. PPTS, acetone, H<sub>2</sub>O, heat. Hagiwara, H.; Uda, H. *J. Chem. Soc., Chem. Commun.* **1987**, 1351.
2. 1M HCl, THF. Grieco, P. A.; Nishizawa, M.; Oguri, T. Burke, S. D.; Marinovic, N. *J. Am. Chem. Soc.* **1977**, *43*, 4178.
3. Me<sub>2</sub>BBr, CH<sub>2</sub>Cl<sub>2</sub>, -78 °C. This reagent also cleaves MEM and MOM ethers. Guindon, Y.; Morton, H. E.; Yoakim, C. *Tetrahedron Lett.* **1983**, *24*, 3969.
4. NaI, CeCl<sub>3</sub>·7H<sub>2</sub>O, CH<sub>3</sub>CN. Marcantoni, E.; Nobili, F.; Bartoli, G.; Bosco, M.; Sambri, L. *J. Org. Chem.* **1997**, *62*, 4183. This method is selective for cleavage of ketals in the presence of acetals. It is also selective for ketals of α,β-unsaturated ketones over ketals of saturated ketones.

General methods of formation of S,S'-dialkyl acetals:



1. RSH, HCl, 20 °C. Zinner, H. *Chem. Ber.* **1950**, *83*, 275.
2. RSSi(CH<sub>3</sub>)<sub>3</sub>, ZnI<sub>2</sub>, Et<sub>2</sub>O. Evans, D. A.; Truesdale, L. K.; Grimm, K. G.; Nesbitt, S. L. *J. Am. Chem. Soc.* **1977**, *99*, 5009.
3. RSH, BF<sub>3</sub>·Et<sub>2</sub>O, CH<sub>2</sub>Cl<sub>2</sub>. Marshall, J. A.; Belletire, J. L. *Tetrahedron Lett.* **1971**, 871. See also Hatch, R. P.; Shringarpure, J.; Weinreb, S. M. *J. Org. Chem.* **1978**, *43*, 4172. α,β-Unsaturated ketones are reported not to isomerize under these conditions. However, with any of the above mentioned conditions conjugate addition is a concern.

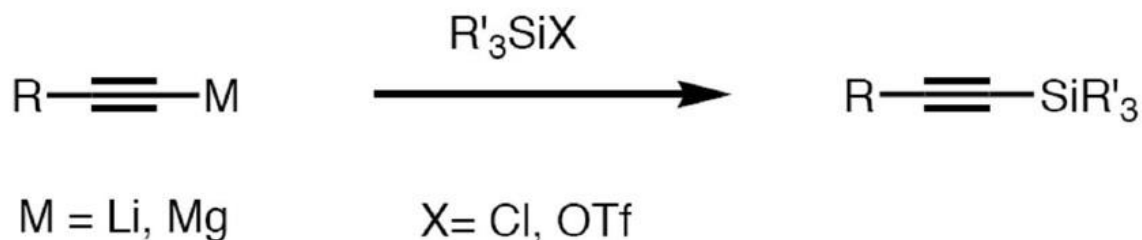
## 5. Alkyne Protecting Groups



trialkylsilylalkyne

- Typical silyl groups include TMS, TES, TBS, TIPS, and TBDMS.
- Many silyl acetylenes are commercially available, and are useful acetylene equivalents.

General preparation of silyl acetylenes:



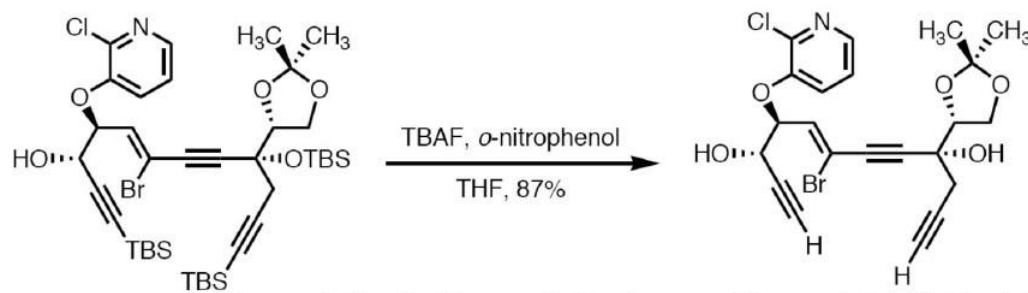
Silyl chlorides are suitable for smaller silyl groups, but the preparation of more hindered silyl acetylenes may require the use of the more reactive silyl triflate.



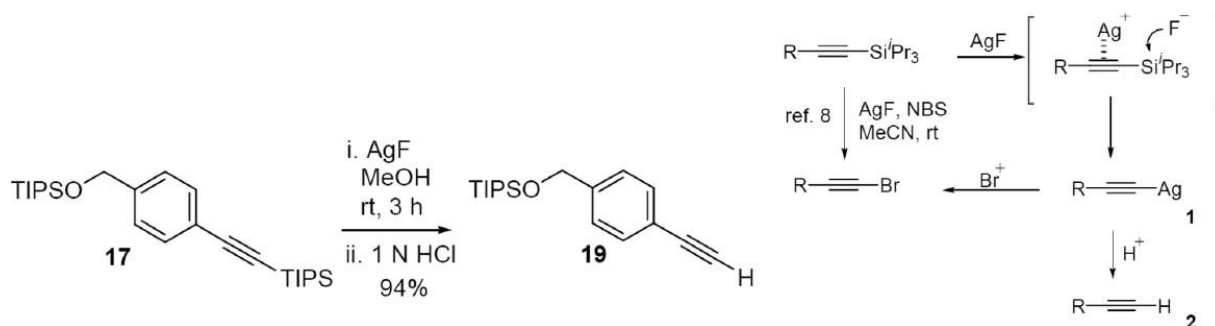
Cleavage of trimethylsilylalkynes:

1. KF, MeOH, 50 °C. Myers, A. G.; Harrington, P. M.; Kuo, E. Y. *J. Am. Chem. Soc.* **1991**, *113*, 694.
2. AgNO<sub>3</sub> 2,6-lutidine. Carreira, E. M.; Du Bois, J. *J. Am. Chem. Soc.* **1995**, *117*, 8106.
3. K<sub>2</sub>CO<sub>3</sub>, MeOH. Cai, C.; Vasella, A. *Helv. Chim. Acta.* **1995**, *78*, 732.

- Buffered TBAF was used to deprotect the silyalkynes in the example shown below to prevent elimination of the sensitive vinyl bromide.



Myers, A.G.; Goldberg, S. D. *Angew. Chem., Int. Ed. Engl.* **2000**, *15*, 2732.



## References

- [1]. Kehler, J. and Breuer, E. (1998) *Synthesis*, 1419–1420.
- [2]. Hanessian, S. and Wang, X. (2009) *Synlett*, 2803–2808.
- [3]. Mutter, M. and Hersperger, R. (1989) *Synthesis*, 198–200.
- [4]. Barlos, K., Papaioannou, D., and Theodoropoulos, D. (1982) *The Journal of Organic Chemistry*, *47*, 1324–1326.
- [5]. Albericio, F. (2000) *Peptide Science*, *55*, 123–139.
- [6]. Alsina, J., Giralt, E., and Albericio, F. (1996) *Tetrahedron Letters*, *37*, 4195–4198.
- [7]. Sieber, P., Kamber, B., Hartmann, A., Jöchl, A., Riniker, B., and Rittel, W. (1977) *Helvetica Chimica Acta*, *60*, 27–37.
- [8]. Pless, J. (1976) *Helvetica Chimica Acta*, *59*, 499–512.
- [9]. Reetz, M.T. (1999) *Chemical Reviews*, *99*, 1121–1162.
- [10]. Gorbunova, M.G., Gerus, I.I., Galushko, S.V., and Kukhar, V.P. (1991) *Synthesis*, 207–209.
- [11]. Kates, S.A., Sole, N.A., Beyermann, M., Barany, G., and Albericio, F. (1996) *Peptide Research*, *9*, 106–113.
- [12]. Carpino, L.A., Sadat-Aalae, D., and Beyermann, M. (1990) *The Journal of Organic Chemistry*, *55*, 1673–1675.
- [13]. Sheppeck, J.E., Kar, H., and Hong, H. (2000) *Tetrahedron Letters*, *41*, 5329–5333.
- [14]. Ueki, M. and Amemiya, M. (1987) *Tetrahedron Letters*, *28*, 6617–6620.
- [15]. Jiang, J., Li, W.-R., and Joullie, M.M. (1994) *Synthetic Communications*, *24*, 187–195.
- [16]. Li, W.-R. and Chou, H.-H. (2000) *Synthesis*, 84–90.

- [17]. Tantry, S.J., Venkataramanarao, R., Chennakrishnareddy, G., and Sureshbabu, V.V. (2007) *The Journal of Organic Chemistry*, 72, 9360–9363.
- [18]. Rajh, H.M., Mariman, E.C.M., Tesser, G.I., and Nivard, R.J.F. (1980) *International Journal of Peptide and Protein Research*, 15, 200–210.
- [19]. Samukov, V.V., Sabirov, A.N., and Pozdnyakov, P.I. (1994) *Tetrahedron Letters*, 35, 7821–7824.
- [20]. (a) Carpino, L.A., Philbin, M., Ismail, M., Truran, G.A., Mansour, E.M.E., Iguchi, S., Ionescu, D., El-Faham, A., Riemer, C., Warrass, R., and Weiss, M.S. (1997) *Journal of the American Chemical Society*, 119, 9915–9916; (b) Carpino, L.A., Ismail, M., Truran, G.A., Mansour, E.M.E., Iguchi, S., Ionescu, D., El-Faham, A., Riemer, C., and Warrass, R. (1999) *The Journal of Organic Chemistry*, 64, 4324–4338.
- [21]. Kunz, H. and Unverzagt, C. (1984) *Angewandte Chemie*, 96, 426–427.
- [22]. Dangles, O., Guibe, F., Balavoine, G., Lavielle, S., and Marquet, A. (1987) *The Journal of Organic Chemistry*, 52, 4984–4993.